





District Health Assessment for Multiple District 101 through January 2026

		Clubs							Membership							Member Strength		Cancellation		Reports			Finance	Leadership			
District Name	Status/ Number of Months in Status *	Active Clubs	Clubs in Status Quo	Total Clubs	% Status Quo Clubs in Financial Suspension	New Clubs	Cancelled Clubs	YTD Net Club Gain/ Loss	Current Members In Active Clubs	Current Members In Status Quo Clubs	Current Total Members Count	YTD Add	YTD Drop	YTD NetGrowth (includes Active and Status Quo)	YTD NetGrowth% (includes Active and Status Quo)	Member Count 12 Months Ago	Average Member Count Per Club	% of Clubs with less than 20 members	Average Cancelled Club Age	Members Lost Due to Cancelled Clubs	% of Clubs Reporting Service	% No MMR in 3 Months	% No Officer Report in 12 months	% of Clubs with balance 90+ days	Number of Zone Chairs Recorded	Number of Region Chairs Recorded	District Officers Vacancies **
101 M	T(24)	55	0	55	0%	0	1	-1	1017	0	1017	60	43	17	1.70%	1,001	18	62%	59	0	11%	36%	0%	2%	9	0	
101 N	T(24)	34	0	34	0%	0	0	0	706	0	706	19	31	-12	-1.67%	733	21	56%	0	0	9%	26%	0%	3%	6	0	
101 O	T(24)	51	0	51	0%	0	1	-1	1104	0	1104	47	55	-8	-0.72%	1,150	22	51%	71	0	20%	35%	0%	8%	7	0	
101 S		78	0	78	0%	0	2	-2	2100	0	2100	91	103	-12	-0.57%	2,154	27	31%	52	6	3%	24%	0%	6%	6	0	
101 V		70	0	70	0%	0	1	-1	1573	0	1573	45	79	-34	-2.12%	1,643	22	41%	57	0	6%	40%	0%	6%	9	0	
		288	0	288	0%	0	5	-5	6500	0	6500	262	311	-49	-0.75%	6,681	23	46%	58	6	9%	33%	0%	5%	37	0	



District Health Assessment for Multiple District 102 through January 2026

		Clubs							Membership							Member Strength		Cancellation		Reports			Finance	Leadership			
District Name	Status/ Number of Months in Status *	Active Clubs	Clubs in Status Quo	Total Clubs	% Status Quo Clubs in Financial Suspension	New Clubs	Cancelled Clubs	YTD Net Club Gain/Loss	Current Members In Active Clubs	Current Members In Status Quo Clubs	Current Total Members Count	YTD Add	YTD Drop	YTD NetGrowth (includes Active and Status Quo)	YTD NetGrowth% (includes Active and Status Quo)	Member Count 12 Months Ago	Average Member Count Per Club	% of Clubs with less than 20 members	Average Cancelled Club Age	Members Lost Due to Cancelled Clubs	% of Clubs Reporting Service	% No MMR in 3 Months	% No Officer Report in 12 months	% of Clubs with balance 90+ days	Number of Zone Chairs Recorded	Number of Region Chairs Recorded	District Officers Vacancies **
102 W		107	0	107	0%	0	0	0	3909	0	3909	110	62	48	1.24%	3,923	37	6%	0	0	44%	0%	0%	0%	12	3	
102 E		95	0	95	0%	0	0	0	3303	0	3303	67	71	-4	-0.12%	3,321	35	4%	0	0	49%	0%	0%	0%	15	3	
102 C		72	0	72	0%	0	0	0	2997	0	2997	62	52	10	0.33%	3,032	42	0%	0	0	47%	0%	0%	0%	8	2	
		274	0	274	0%	0	0	0	10209	0	10209	239	185	54	0.53%	10,276	37	4%	0	0	47%	0%	0%	0%	35	8	




District Health Assessment for Multiple District 103 through January 2026

District Name	Status/ Number of Months in Status *	Clubs							Membership							Member Strength		Cancellation		Reports			Finance		Leadership		
		Active Clubs	Clubs in Status Quo	Total Clubs	% Status Quo Clubs in Financial Suspension	New Clubs	Cancelled Clubs	YTD Net Club Gain/Loss	Current Members In Active Clubs	Current Members In Status Quo Clubs	Current Total Members Count	YTD Add	YTD Drop	YTD NetGrowth (includes Active and Status Quo)	YTD NetGrowth% (includes Active and Status Quo)	Member Count 12 Months Ago	Average Member Count Per Club	% of Clubs with less than 20 members	Average Cancelled Club Age	Members Lost Due to Cancelled Clubs	% of Clubs Reporting Service	% No MMR in 3 Months	% No Officer Report in 12 months	% of Clubs with balance 90+ days	Number of Zone Chairs Recorded	Number of Region Chairs Recorded	District Officers Vacancies **
103 N		104	0	104	0%	1	0	1	2034	0	2034	132	127	5	0.25%	2,040	20	48%	0	0	12%	2%	0%	25%	0	0	
103NIE		72	0	72	0%	0	0	0	1401	0	1401	35	78	-43	-2.98%	1,456	19	56%	0	0	35%	1%	0%	0%	0	0	
103 E		116	0	116	0%	1	1	0	2257	0	2257	124	138	-14	-0.62%	2,278	19	48%	63	6	38%	7%	0%	22%	19	0	
103 C		69	0	69	0%	0	3	-3	1307	0	1307	66	100	-34	-2.54%	1,363	19	52%	34	13	17%	6%	3%	22%	8	0	
103CC	T(18)	65	0	65	0%	0	0	0	1185	0	1185	72	101	-29	-2.39%	1,239	18	63%	0	0	37%	0%	0%	3%	0	0	
103CE		62	0	62	0%	0	2	-2	1297	0	1297	61	58	3	0.23%	1,264	21	47%	37	0	31%	3%	0%	32%	0	0	
103CS		90	0	90	0%	2	0	2	2048	0	2048	130	131	-1	-0.05%	2,045	23	43%	0	0	22%	10%	0%	20%	0	0	
103CW		78	0	78	0%	1	0	1	1522	0	1522	108	93	15	1.00%	1,487	20	55%	0	0	31%	0%	0%	0%	0	0	
103SE	T(7)	64	0	64	0%	1	0	1	1243	0	1243	110	98	12	0.97%	1,247	19	52%	0	0	17%	2%	0%	0%	11	0	
103 S		111	0	111	0%	1	2	-1	2081	0	2081	131	163	-32	-1.51%	2,125	19	59%	42	12	24%	9%	0%	0%	14	0	
103SW		82	0	82	0%	0	1	-1	1493	0	1493	101	78	23	1.56%	1,516	18	67%	13	0	32%	4%	0%	5%	0	0	
103 W		73	0	73	0%	0	1	-1	1497	0	1497	51	78	-27	-1.77%	1,500	21	49%	30	5	23%	3%	3%	27%	0	0	
103IE	T(24)	50	0	50	0%	2	0	2	870	0	870	70	53	17	1.99%	850	17	58%	0	0	12%	4%	0%	6%	0	0	
103IP	T(24)	39	0	39	0%	1	2	-1	536	0	536	73	94	-21	-3.77%	538	14	77%	6	41	36%	13%	0%	8%	3	0	
103IW		79	0	79	0%	0	1	-1	1284	0	1284	50	70	-20	-1.53%	1,304	16	73%	71	8	18%	10%	1%	0%	0	0	
		1154	0	1154	0%	10	13	-3	22055	0	22055	1314	1460	-146	-0.66%	22,252	19	56%	34	85	26%	5%	0%	12%	55	0	




District Health Assessment for Multiple District 103 through January 2026

		Clubs							Membership							Member Strength		Cancellation		Reports			Finance	Leadership			
District Name	Status/ Number of Months in Status *	Active Clubs	Clubs in Status Quo	Total Clubs	% Status Quo Clubs in Financial Suspension	New Clubs	Cancelled Clubs	YTD Net Club Gain/Loss	Current Members In Active Clubs	Current Members In Status Quo Clubs	Current Total Members Count	YTD Add	YTD Drop	YTD NetGrowth (includes Active and Status Quo)	YTD NetGrowth% (includes Active and Status Quo)	Member Count 12 Months Ago	Average Member Count Per Club	% of Clubs with less than 20 members	Average Cancelled Club Age	Members Lost Due to Cancelled Clubs	% of Clubs Reporting Service	% No MMR in 3 Months	% No Officer Report in 12 months	% of Clubs with balance 90+ days	Number of Zone Chairs Recorded	Number of Region Chairs Recorded	District Officers Vacancies **
104 A	T(24)	45	0	45	0%	0	1	-1	926	0	926	71	75	-4	-0.43%	954	21	44%	62	18	73%	31%	2%	0%	8	0	
104 B		60	0	60	0%	0	2	-2	1525	0	1525	72	80	-8	-0.52%	1,543	25	28%	46	4	98%	32%	0%	3%	11	0	
104 C		63	0	63	0%	0	1	-1	1413	0	1413	122	82	40	2.91%	1,372	22	43%	63	14	49%	38%	6%	6%	10	0	
104 D		70	0	70	0%	0	2	-2	1586	0	1586	104	85	19	1.21%	1,579	23	39%	48	24	57%	23%	0%	11%	17	0	
104 E		74	0	74	0%	0	3	-3	1763	0	1763	74	133	-59	-3.24%	1,815	24	32%	61	33	54%	28%	0%	8%	10	0	
		312	0	312	0%	0	9	-9	7213	0	7213	443	455	-12	-0.17%	7,263	23	37%	55	93	65%	30%	2%	6%	56	0	




District Health Assessment for Multiple District 105 through January 2026

		Clubs							Membership							Member Strength		Cancellation		Reports			Finance	Leadership			
District Name	Status/ Number of Months in Status *	Active Clubs	Clubs in Status Quo	Total Clubs	% Status Quo Clubs in Financial Suspension	New Clubs	Cancelled Clubs	YTD Net Club Gain/Loss	Current Members In Active Clubs	Current Members In Status Quo Clubs	Current Total Members Count	YTD Add	YTD Drop	YTD NetGrowth (includes Active and Status Quo)	YTD NetGrowth% (includes Active and Status Quo)	Member Count 12 Months Ago	Average Member Count Per Club	% of Clubs with less than 20 members	Average Cancelled Club Age	Members Lost Due to Cancelled Clubs	% of Clubs Reporting Service	% No MMR in 3 Months	% No Officer Report in 12 months	% of Clubs with balance 90+ days	Number of Zone Chairs Recorded	Number of Region Chairs Recorded	District Officers Vacancies **
105 A	T(10)	69	0	69	0%	1	1	0	1249	0	1249	106	87	19	1.54%	1,255	18	61%	48	8	83%	38%	0%	1%	12	0	
105CE		78	0	78	0%	0	2	-2	1315	0	1315	73	78	-5	-0.38%	1,356	17	63%	32	9	44%	38%	3%	6%	13	0	
105CN	T(24)	74	0	74	0%	0	2	-2	997	0	997	67	73	-6	-0.60%	1,037	13	78%	29	14	45%	45%	4%	1%	7	0	
105CW		87	0	87	0%	0	6	-6	1453	0	1453	67	193	-126	-7.98%	1,641	17	67%	4	41	47%	32%	0%	13%	15	5	
105 N	T(24)	61	0	61	0%	0	2	-2	914	0	914	61	63	-2	-0.22%	933	15	75%	50	2	62%	38%	0%	2%	7	0	2nd VDG
105SC	T(24)	48	0	48	0%	0	3	-3	958	0	958	41	53	-12	-1.24%	978	20	56%	60	0	73%	13%	0%	0%	7	0	
105SE	T(24)	47	0	47	0%	0	1	-1	1015	0	1015	61	70	-9	-0.88%	1,026	22	49%	55	12	38%	32%	2%	6%	6	3	
105SW	T(24)	51	0	51	0%	1	0	1	924	0	924	108	88	20	2.21%	910	18	67%	0	0	61%	12%	0%	4%	10	0	
		515	0	515	0%	2	17	-15	8825	0	8825	584	705	-121	-1.35%	9,136	17	65%	31	86	56%	32%	1%	5%	77	8	




District Health Assessment for Multiple District 106 through January 2026

		Clubs							Membership							Member Strength		Cancellation		Reports			Finance	Leadership			
District Name	Status/ Number of Months in Status *	Active Clubs	Clubs in Status Quo	Total Clubs	% Status Quo Clubs in Financial Suspension	New Clubs	Cancelled Clubs	YTD Net Club Gain/Loss	Current Members In Active Clubs	Current Members In Status Quo Clubs	Current Total Members Count	YTD Add	YTD Drop	YTD NetGrowth (includes Active and Status Quo)	YTD NetGrowth% (includes Active and Status Quo)	Member Count 12 Months Ago	Average Member Count Per Club	% of Clubs with less than 20 members	Average Cancelled Club Age	Members Lost Due to Cancelled Clubs	% of Clubs Reporting Service	% No MMR in 3 Months	% No Officer Report in 12 months	% of Clubs with balance 90+ days	Number of Zone Chairs Recorded	Number of Region Chairs Recorded	District Officers Vacancies **
106 A	T(24)	75	0	75	0%	0	3	-3	1070	0	1070	36	60	-24	-2.19%	1,109	14	80%	45	2	8%	52%	3%	0%	9	0	
106 B		107	0	107	0%	0	0	0	2359	0	2359	105	97	8	0.34%	2,380	22	36%	0	0	12%	36%	5%	0%	11	0	
106 C	T(24)	62	0	62	0%	0	4	-4	1121	0	1121	46	79	-33	-2.86%	1,184	18	56%	46	9	11%	37%	8%	0%	0	0	
		244	0	244	0%	0	7	-7	4550	0	4550	187	236	-49	-1.07%	4,673	19	55%	45	11	11%	41%	5%	0%	20	0	




District Health Assessment for Multiple District 107 through January 2026

		Clubs							Membership							Member Strength		Cancellation		Reports			Finance	Leadership			
District Name	Status/ Number of Months in Status *	Active Clubs	Clubs in Status Quo	Total Clubs	% Status Quo Clubs in Financial Suspension	New Clubs	Cancelled Clubs	YTD Net Club Gain/Loss	Current Members In Active Clubs	Current Members In Status Quo Clubs	Current Total Members Count	YTD Add	YTD Drop	YTD NetGrowth (includes Active and Status Quo)	YTD NetGrowth% (includes Active and Status Quo)	Member Count 12 Months Ago	Average Member Count Per Club	% of Clubs with less than 20 members	Average Cancelled Club Age	Members Lost Due to Cancelled Clubs	% of Clubs Reporting Service	% No MMR in 3 Months	% No Officer Report in 12 months	% of Clubs with balance 90+ days	Number of Zone Chairs Recorded	Number of Region Chairs Recorded	District Officers Vacancies **
107 A		69	0	69	0%	0	3	-3	1646	0	1646	45	75	-30	-1.79%	1,737	24	35%	52	13	62%	43%	0%	3%	14	4	
107 B	T(24)	41	0	41	0%	0	0	0	780	0	780	35	33	2	0.26%	797	19	56%	0	0	54%	34%	0%	7%	7	3	
107 C		73	0	73	0%	0	1	-1	1713	0	1713	82	68	14	0.82%	1,760	23	30%	49	0	96%	27%	0%	7%	11	0	
107 D	T(21)	49	0	49	0%	0	1	-1	1130	0	1130	40	40	0	0.00%	1,178	23	43%	49	0	69%	39%	0%	2%	9	0	
107 E		65	0	65	0%	0	1	-1	1359	0	1359	37	35	2	0.15%	1,389	21	45%	32	0	71%	34%	0%	3%	11	0	
107 F	T(3)	54	0	54	0%	0	2	-2	1245	0	1245	29	54	-25	-1.97%	1,289	23	37%	10	20	52%	43%	0%	0%	9	4	
107 G	T(24)	46	0	46	0%	0	2	-2	891	0	891	21	42	-21	-2.30%	926	19	54%	66	16	54%	54%	2%	9%	0	0	2nd VDG
107 H	T(24)	39	0	39	0%	0	0	0	958	0	958	61	33	28	3.01%	962	25	31%	0	0	100%	28%	0%	3%	8	0	
107 I	T(24)	44	0	44	0%	0	0	0	832	0	832	37	26	11	1.34%	835	19	59%	0	0	64%	41%	0%	7%	7	3	
107 K	T(24)	37	0	37	0%	0	0	0	855	0	855	27	31	-4	-0.47%	886	23	30%	0	0	81%	30%	0%	5%	3	2	
107 L	T(24)	32	0	32	0%	0	2	-2	743	0	743	26	64	-38	-4.87%	780	23	44%	61	15	81%	19%	0%	0%	7	1	
107 M	T(9)	54	0	54	0%	0	0	0	1235	0	1235	31	44	-13	-1.04%	1,243	23	37%	0	0	76%	43%	0%	2%	11	4	
107 N		66	0	66	0%	0	0	0	1317	0	1317	41	37	4	0.30%	1,336	20	58%	0	0	67%	44%	0%	5%	11	0	
107 O	T(24)	47	0	47	0%	0	2	-2	847	0	847	48	56	-8	-0.94%	870	18	57%	36	18	81%	40%	0%	4%	12	0	
		716	0	716	0%	0	14	-14	15551	0	15551	560	638	-78	-0.50%	15,988	22	44%	45	82	72%	38%	0%	4%	120	21	




District Health Assessment for Multiple District 107 through January 2026

		Clubs							Membership							Member Strength		Cancellation		Reports			Finance	Leadership			
District Name	Status/ Number of Months in Status *	Active Clubs	Clubs in Status Quo	Total Clubs	% Status Quo Clubs in Financial Suspension	New Clubs	Cancelled Clubs	YTD Net Club Gain/ Loss	Current Members In Active Clubs	Current Members In Status Quo Clubs	Current Total Members Count	YTD Add	YTD Drop	YTD NetGrowth (includes Active and Status Quo)	YTD NetGrowth% (includes Active and Status Quo)	Member Count 12 Months Ago	Average Member Count Per Club	% of Clubs with less than 20 members	Average Cancelled Club Age	Members Lost Due to Cancelled Clubs	% of Clubs Reporting Service	% No MMR in 3 Months	% No Officer Report in 12 months	% of Clubs with balance 90+ days	Number of Zone Chairs Recorded	Number of Region Chairs Recorded	District Officers Vacancies **
108IA1		72	0	72	0%	0	1	-1	2105	0	2105	99	74	25	1.20%	2,104	29	29%	33	0	99%	28%	0%	8%	14	4	
108IA2		70	0	70	0%	1	0	1	1864	0	1864	108	85	23	1.25%	1,864	27	34%	0	0	84%	40%	1%	1%	0	0	
108IA3		69	0	69	0%	3	0	3	2101	0	2101	198	134	64	3.14%	1,978	30	19%	0	0	90%	33%	1%	20%	11	4	
108IB1		101	0	101	0%	1	0	1	2531	0	2531	185	134	51	2.06%	2,504	25	30%	0	0	86%	34%	0%	4%	12	5	
108IB2		57	0	57	0%	1	0	1	1390	0	1390	83	81	2	0.14%	1,395	24	40%	0	0	70%	32%	0%	4%	10	0	
108IB3		74	0	74	0%	0	0	0	1704	0	1704	69	76	-7	-0.41%	1,681	23	45%	0	0	91%	32%	0%	1%	13	0	
108IB4	T(24)	51	0	51	0%	1	1	0	1189	0	1189	112	100	12	1.02%	1,154	23	43%	54	18	73%	24%	2%	4%	8	0	
108TA1		56	0	56	0%	1	0	1	1913	0	1913	113	60	53	2.85%	1,913	34	7%	0	0	91%	32%	0%	4%	8	0	
108TA2		52	0	52	0%	0	0	0	1462	0	1462	73	43	30	2.09%	1,454	28	27%	0	0	92%	40%	0%	4%	9	3	
108TA3		54	0	54	0%	0	0	0	1421	0	1421	92	71	21	1.50%	1,438	26	26%	0	0	87%	28%	0%	2%	0	0	
108TB		85	0	85	0%	1	0	1	2364	0	2364	112	88	24	1.03%	2,326	28	31%	0	0	95%	32%	1%	2%	14	0	
108 A		95	0	95	0%	0	0	0	3394	0	3394	160	164	-4	-0.12%	3,319	36	11%	0	0	83%	31%	1%	20%	14	7	
108AB		98	0	98	0%	2	2	0	2805	0	2805	281	165	116	4.31%	2,760	29	26%	30	0	93%	20%	0%	3%	19	7	
108 L		132	0	132	0%	0	0	0	3368	0	3368	181	163	18	0.54%	3,265	26	37%	0	0	96%	34%	1%	10%	26	9	
108 LA		92	0	92	0%	0	0	0	2983	0	2983	139	138	1	0.03%	3,008	32	20%	0	0	75%	32%	0%	14%	15	7	
108 YA		138	0	138	0%	0	4	-4	3418	0	3418	240	254	-14	-0.41%	3,525	25	37%	26	38	68%	30%	1%	11%	29	11	






District Health Assessment for Multiple District 108 through January 2026

<div></div> <div>Status/ District Name</div> <div>Number of Months in Status *</div>		Clubs							Membership							Member Strength		Cancellation		Reports			Finance	Leadership			
		Active Clubs	Clubs in Status Quo	Total Clubs	% Status Quo Clubs in Financial Suspension	New Clubs	Cancelled Clubs	YTD Net Club Gain/ Loss	Current Members In Active Clubs	Current Members In Status Quo Clubs	Current Total Members Count	YTD Add	YTD Drop	YTD NetGrowth (includes Active and Status Quo)	YTD NetGrowth% (includes Active and Status Quo)	Member Count 12 Months Ago	Average Member Count Per Club	% of Clubs with less than 20 members	Average Cancelled Club Age	Members Lost Due to Cancelled Clubs	% of Clubs Reporting Service	% No MMR in 3 Months	% No Officer Report in 12 months	% of Clubs with balance 90+ days	Number of Zone Chairs Recorded	Number of Region Chairs Recorded	District Officers Vacancies **
108 YB		123	0	123	0%	3	1	2	4084	0	4084	388	231	157	4.00%	3,967	33	20%	40	0	96%	19%	0%	20%	28	10	
		1419	0	1419	0%	14	9	5	40096	0	40096	2633	2061	572	1.45%	39,655	28	28%	32	56	87%	30%	0%	9%	230	67	




District Health Assessment for Multiple District 109 through January 2026

 Status/ District Name of Months in Status *		Clubs							Membership							Member Strength		Cancellation		Reports			Finance	Leadership			
		Active Clubs	Clubs in Status Quo	Total Clubs	% Status Quo Clubs in Financial Suspension	New Clubs	Cancelled Clubs	YTD Net Club Gain/ Loss	Current Members In Active Clubs	Current Members In Status Quo Clubs	Current Total Members Count	YTD Add	YTD Drop	YTD NetGrowth (includes Active and Status Quo)	YTD NetGrowth% (includes Active and Status Quo)	Member Count 12 Months Ago	Average Member Count Per Club	% of Clubs with less than 20 members	Average Cancelled Club Age	Members Lost Due to Cancelled Clubs	% of Clubs Reporting Service	% No MMR in 3 Months	% No Officer Report in 12 months	% of Clubs with balance 90+ days	Number of Zone Chairs Recorded	Number of Region Chairs Recorded	District Officers Vacancies **
109 A	T(24)	44	0	44	0%	0	0	0	1047	0	1047	23	33	-10	-0.95%	1,057	24	48%	0	0	36%	39%	0%	5%	7	0	GST
109 B	T(24)	28	0	28	0%	0	1	-1	624	0	624	17	24	-7	-1.11%	652	22	32%	31	1	57%	39%	0%	4%	0	0	2nd VDG, GLT
		72	0	72	0%	0	1	-1	1671	0	1671	40	57	-17	-1.01%	1,709	23	42%	31	1	44%	39%	0%	4%	7	0	



District Health Assessment for Multiple District 110 through January 2026

		Clubs							Membership							Member Strength		Cancellation		Reports			Finance	Leadership			
District Name	Status/ Number of Months in Status *	Active Clubs	Clubs in Status Quo	Total Clubs	% Status Quo Clubs in Financial Suspension	New Clubs	Cancelled Clubs	YTD Net Club Gain/Loss	Current Members In Active Clubs	Current Members In Status Quo Clubs	Current Total Members Count	YTD Add	YTD Drop	YTD NetGrowth (includes Active and Status Quo)	YTD NetGrowth% (includes Active and Status Quo)	Member Count 12 Months Ago	Average Member Count Per Club	% of Clubs with less than 20 members	Average Cancelled Club Age	Members Lost Due to Cancelled Clubs	% of Clubs Reporting Service	% No MMR in 3 Months	% No Officer Report in 12 months	% of Clubs with balance 90+ days	Number of Zone Chairs Recorded	Number of Region Chairs Recorded	District Officers Vacancies **
110AN	T(24)	58	0	58	0%	0	0	0	1175	0	1175	32	46	-14	-1.18%	1,218	20	53%	0	0	14%	2%	0%	16%	6	0	
110AZ		71	0	71	0%	0	0	0	1786	0	1786	45	27	18	1.02%	1,806	25	28%	0	0	24%	0%	0%	21%	0	0	GLT,GST
110BN		69	0	69	0%	0	0	0	1534	0	1534	49	40	9	0.59%	1,585	22	36%	0	0	6%	0%	0%	25%	0	0	
110BZ		69	0	69	0%	0	2	-2	1672	0	1672	43	49	-6	-0.36%	1,741	24	28%	35	3	13%	0%	0%	20%	0	0	GLT,GMT,GST
110CO		78	0	78	0%	0	1	-1	1741	0	1741	52	47	5	0.29%	1,766	22	42%	25	1	12%	0%	0%	21%	0	0	GLT,GMT,GST
110CW		69	0	69	0%	0	0	0	1554	0	1554	73	56	17	1.11%	1,588	23	33%	0	0	7%	0%	0%	22%	0	0	GST
		414	0	414	0%	0	3	-3	9462	0	9462	294	265	29	0.31%	9,704	23	36%	32	4	13%	0%	0%	21%	6	0	



District Health Assessment for Multiple District 111 through January 2026

District Name	Status/ Number of Months in Status *	Clubs							Membership							Member Strength		Cancellation		Reports			Finance		Leadership		
		Active Clubs	Clubs in Status Quo	Total Clubs	% Status Quo Clubs in Financial Suspension	New Clubs	Cancelled Clubs	YTD Net Club Gain/Loss	Current Members In Active Clubs	Current Members In Status Quo Clubs	Current Total Members Count	YTD Add	YTD Drop	YTD NetGrowth (includes Active and Status Quo)	YTD NetGrowth% (includes Active and Status Quo)	Member Count 12 Months Ago	Average Member Count Per Club	% of Clubs with less than 20 members	Average Cancelled Club Age	Members Lost Due to Cancelled Clubs	% of Clubs Reporting Service	% No MMR in 3 Months	% No Officer Report in 12 months	% of Clubs with balance 90+ days	Number of Zone Chairs Recorded	Number of Region Chairs Recorded	District Officers Vacancies **
111BN		67	0	67	0%	0	0	0	2371	0	2371	60	56	4	0.17%	2,376	35	6%	0	0	0%	25%	0%	18%	0	0	
111BO		42	0	42	0%	0	0	0	1672	0	1672	48	33	15	0.91%	1,671	40	2%	0	0	0%	21%	0%	12%	0	0	
111MN		134	0	134	0%	0	0	0	4227	0	4227	83	77	6	0.14%	4,217	32	10%	0	0	0%	31%	0%	13%	0	0	
111MS		116	0	116	0%	0	0	0	4040	0	4040	107	90	17	0.42%	4,036	35	6%	0	0	0%	22%	0%	13%	0	0	
111NB		62	0	62	0%	0	0	0	2021	0	2021	56	42	14	0.70%	1,966	33	8%	0	0	0%	23%	0%	23%	0	0	
111NW		78	0	78	0%	1	0	1	2531	0	2531	84	41	43	1.73%	2,486	32	8%	0	0	0%	21%	0%	17%	0	0	
111 N		106	0	106	0%	0	1	-1	3389	0	3389	74	66	8	0.24%	3,434	32	10%	50	0	0%	28%	0%	14%	0	0	
111RN		69	0	69	0%	0	1	-1	2316	0	2316	88	69	19	0.83%	2,337	34	12%	23	0	0%	23%	0%	19%	0	0	
111RS		84	0	84	0%	0	0	0	2573	0	2573	73	68	5	0.19%	2,497	31	12%	0	0	0%	21%	0%	11%	0	0	
111WL		107	0	107	0%	0	0	0	3796	0	3796	93	72	21	0.56%	3,761	35	6%	0	0	0%	30%	0%	12%	0	0	
111WR		89	0	89	0%	0	0	0	3240	0	3240	64	75	-11	-0.34%	3,243	36	4%	0	0	0%	30%	0%	11%	0	0	
111BS		108	0	108	0%	1	0	1	3584	0	3584	139	79	60	1.70%	3,559	33	10%	0	0	0%	17%	0%	12%	0	0	GMT
111NH		94	0	94	0%	0	0	0	3103	0	3103	90	68	22	0.71%	3,063	33	10%	0	0	0%	17%	0%	19%	0	0	
111SW		47	0	47	0%	1	0	1	1673	0	1673	75	33	42	2.58%	1,578	36	0%	0	0	0%	15%	0%	19%	0	0	
111SM		96	0	96	0%	0	0	0	3530	0	3530	90	94	-4	-0.11%	3,538	37	10%	0	0	0%	23%	0%	14%	0	0	
111SN		62	0	62	0%	0	0	0	2041	0	2041	65	61	4	0.20%	2,039	33	13%	0	0	0%	21%	0%	15%	0	0	




District Health Assessment for Multiple District 111 through January 2026

District Name	Status/ Number of Months in Status *	Clubs							Membership							Member Strength		Cancellation		Reports			Finance	Leadership			
		Active Clubs	Clubs in Status Quo	Total Clubs	% Status Quo Clubs in Financial Suspension	New Clubs	Cancelled Clubs	YTD Net Club Gain/Loss	Current Members In Active Clubs	Current Members In Status Quo Clubs	Current Total Members Count	YTD Add	YTD Drop	YTD NetGrowth (includes Active and Status Quo)	YTD NetGrowth% (includes Active and Status Quo)	Member Count 12 Months Ago	Average Member Count Per Club	% of Clubs with less than 20 members	Average Cancelled Club Age	Members Lost Due to Cancelled Clubs	% of Clubs Reporting Service	% No MMR in 3 Months	% No Officer Report in 12 months	% of Clubs with balance 90+ days	Number of Zone Chairs Recorded	Number of Region Chairs Recorded	District Officers Vacancies **
111ON		78	0	78	0%	0	1	-1	1918	0	1918	58	64	-6	-0.31%	1,966	25	27%	26	0	0%	27%	0%	9%	0	0	
111OS		71	1	72	100%	0	0	0	1632	15	1647	40	37	3	0.18%	1,627	23	28%	0	0	0%	38%	0%	11%	0	0	
111OM		69	0	69	0%	1	0	1	1888	0	1888	52	35	17	0.91%	1,849	27	10%	0	0	0%	42%	1%	12%	0	0	
		1579	1	1580	100%	4	3	1	51545	15	51560	1439	1160	279	0.54%	51,243	33	10%	33	0	0%	25%	0%	14%	0	0	



District Health Assessment for Multiple District 112 through January 2026

		Clubs							Membership							Member Strength		Cancellation		Reports			Finance		Leadership		
District Name	Status/ Number of Months in Status *	Active Clubs	Clubs in Status Quo	Total Clubs	% Status Quo Clubs in Financial Suspension	New Clubs	Cancelled Clubs	YTD Net Club Gain/Loss	Current Members In Active Clubs	Current Members In Status Quo Clubs	Current Total Members Count	YTD Add	YTD Drop	YTD NetGrowth (includes Active and Status Quo)	YTD NetGrowth% (includes Active and Status Quo)	Member Count 12 Months Ago	Average Member Count Per Club	% of Clubs with less than 20 members	Average Cancelled Club Age	Members Lost Due to Cancelled Clubs	% of Clubs Reporting Service	% No MMR in 3 Months	% No Officer Report in 12 months	% of Clubs with balance 90+ days	Number of Zone Chairs Recorded	Number of Region Chairs Recorded	District Officers Vacancies **
112 A	T(24)	55	0	55	0%	0	0	0	1976	0	1976	56	56	0	0.00%	1,962	36	9%	0	0	22%	0%	0%	2%	0	0	
112 B		62	0	62	0%	0	1	-1	1802	0	1802	52	68	-16	-0.88%	1,828	29	23%	29	0	26%	0%	0%	2%	0	0	
112 C		48	0	48	0%	0	0	0	795	0	795	48	54	-6	-0.75%	826	17	67%	0	0	2%	0%	0%	0%	0	0	GMT,GST
112 D		92	0	92	0%	0	0	0	2188	0	2188	62	81	-19	-0.86%	2,142	24	39%	0	0	14%	0%	0%	0%	0	0	
		257	0	257	0%	0	1	-1	6761	0	6761	218	259	-41	-0.60%	6,758	26	34%	29	0	16%	0%	0%	1%	0	0	




District Health Assessment for Multiple District 114 through January 2026

District Name	Status/ Number of Months in Status *	Clubs							Membership							Member Strength		Cancellation		Reports			Finance	Leadership			
		Active Clubs	Clubs in Status Quo	Total Clubs	% Status Quo Clubs in Financial Suspension	New Clubs	Cancelled Clubs	YTD Net Club Gain/Loss	Current Members In Active Clubs	Current Members In Status Quo Clubs	Current Total Members Count	YTD Add	YTD Drop	YTD NetGrowth (includes Active and Status Quo)	YTD NetGrowth% (includes Active and Status Quo)	Member Count 12 Months Ago	Average Member Count Per Club	% of Clubs with less than 20 members	Average Cancelled Club Age	Members Lost Due to Cancelled Clubs	% of Clubs Reporting Service	% No MMR in 3 Months	% No Officer Report in 12 months	% of Clubs with balance 90+ days	Number of Zone Chairs Recorded	Number of Region Chairs Recorded	District Officers Vacancies **
114 W		89	0	89	0%	0	0	0	3059	0	3059	100	66	34	1.12%	3,012	34	11%	0	0	34%	0%	0%	0%	12	0	
114 O		69	0	69	0%	0	0	0	2140	0	2140	43	63	-20	-0.93%	2,185	31	19%	0	0	20%	1%	1%	6%	0	0	
114 M		93	0	93	0%	0	0	0	3347	0	3347	70	73	-3	-0.09%	3,332	36	2%	0	0	55%	0%	0%	37%	0	0	
		251	0	251	0%	0	0	0	8546	0	8546	213	202	11	0.13%	8,529	34	10%	0	0	38%	0%	0%	15%	12	0	




District Health Assessment for Multiple District 115 through January 2026

		Clubs							Membership							Member Strength		Cancellation		Reports			Finance	Leadership			
District Name	Status/ Number of Months in Status *	Active Clubs	Clubs in Status Quo	Total Clubs	% Status Quo Clubs in Financial Suspension	New Clubs	Cancelled Clubs	YTD Net Club Gain/Loss	Current Members In Active Clubs	Current Members In Status Quo Clubs	Current Total Members Count	YTD Add	YTD Drop	YTD NetGrowth (includes Active and Status Quo)	YTD NetGrowth% (includes Active and Status Quo)	Member Count 12 Months Ago	Average Member Count Per Club	% of Clubs with less than 20 members	Average Cancelled Club Age	Members Lost Due to Cancelled Clubs	% of Clubs Reporting Service	% No MMR in 3 Months	% No Officer Report in 12 months	% of Clubs with balance 90+ days	Number of Zone Chairs Recorded	Number of Region Chairs Recorded	District Officers Vacancies **
115CN	T(24)	33	0	33	0%	0	0	0	1181	0	1181	71	33	38	3.32%	1,151	36	18%	0	0	58%	33%	6%	6%	9	0	
115CS	T(24)	46	0	46	0%	0	2	-2	1172	0	1172	55	84	-29	-2.41%	1,188	25	41%	18	23	72%	50%	2%	11%	13	1	
		79	0	79	0%	0	2	-2	2353	0	2353	126	117	9	0.38%	2,339	30	32%	18	23	66%	43%	4%	9%	22	1	






District Health Assessment for Multiple District 116 through January 2026

		Clubs							Membership							Member Strength		Cancellation		Reports			Finance	Leadership			
District Name	Status/ Number of Months in Status *	Active Clubs	Clubs in Status Quo	Total Clubs	% Status Quo Clubs in Financial Suspension	New Clubs	Cancelled Clubs	YTD Net Club Gain/Loss	Current Members In Active Clubs	Current Members In Status Quo Clubs	Current Total Members Count	YTD Add	YTD Drop	YTD NetGrowth (includes Active and Status Quo)	YTD NetGrowth% (includes Active and Status Quo)	Member Count 12 Months Ago	Average Member Count Per Club	% of Clubs with less than 20 members	Average Cancelled Club Age	Members Lost Due to Cancelled Clubs	% of Clubs Reporting Service	% No MMR in 3 Months	% No Officer Report in 12 months	% of Clubs with balance 90+ days	Number of Zone Chairs Recorded	Number of Region Chairs Recorded	District Officers Vacancies **
116 A	T(24)	28	0	28	0%	0	0	0	572	0	572	43	51	-8	-1.38%	576	20	54%	0	0	29%	36%	7%	4%	10	0	
116 B	T(24)	31	0	31	0%	1	2	-1	866	0	866	81	96	-15	-1.70%	845	28	48%	7	29	29%	39%	6%	10%	7	0	1st VDG,2nd VDG
		59	0	59	0%	1	2	-1	1438	0	1438	124	147	-23	-1.57%	1,421	24	51%	7	29	29%	37%	7%	7%	17	0	




District Health Assessment for Multiple District 117 through January 2026

		Clubs							Membership							Member Strength		Cancellation		Reports			Finance	Leadership			
District Name	Status/ Number of Months in Status *	Active Clubs	Clubs in Status Quo	Total Clubs	% Status Quo Clubs in Financial Suspension	New Clubs	Cancelled Clubs	YTD Net Club Gain/Loss	Current Members In Active Clubs	Current Members In Status Quo Clubs	Current Total Members Count	YTD Add	YTD Drop	YTD NetGrowth (includes Active and Status Quo)	YTD NetGrowth% (includes Active and Status Quo)	Member Count 12 Months Ago	Average Member Count Per Club	% of Clubs with less than 20 members	Average Cancelled Club Age	Members Lost Due to Cancelled Clubs	% of Clubs Reporting Service	% No MMR in 3 Months	% No Officer Report in 12 months	% of Clubs with balance 90+ days	Number of Zone Chairs Recorded	Number of Region Chairs Recorded	District Officers Vacancies **
117 A	T(24)	42	0	42	0%	1	2	-1	933	0	933	71	138	-67	-6.70%	873	22	45%	2	45	26%	38%	0%	5%	9	4	
117 B	T(24)	48	0	48	0%	0	0	0	1117	0	1117	79	62	17	1.55%	1,070	23	42%	0	0	67%	38%	2%	0%	11	4	
		90	0	90	0%	1	2	-1	2050	0	2050	150	200	-50	-2.38%	1,943	23	43%	2	45	48%	38%	1%	2%	20	8	




District Health Assessment for Multiple District 118 through January 2026

		Clubs							Membership							Member Strength		Cancellation		Reports			Finance	Leadership			
District Name	Status/ Number of Months in Status *	Active Clubs	Clubs in Status Quo	Total Clubs	% Status Quo Clubs in Financial Suspension	New Clubs	Cancelled Clubs	YTD Net Club Gain/Loss	Current Members In Active Clubs	Current Members In Status Quo Clubs	Current Total Members Count	YTD Add	YTD Drop	YTD NetGrowth (includes Active and Status Quo)	YTD NetGrowth% (includes Active and Status Quo)	Member Count 12 Months Ago	Average Member Count Per Club	% of Clubs with less than 20 members	Average Cancelled Club Age	Members Lost Due to Cancelled Clubs	% of Clubs Reporting Service	% No MMR in 3 Months	% No Officer Report in 12 months	% of Clubs with balance 90+ days	Number of Zone Chairs Recorded	Number of Region Chairs Recorded	District Officers Vacancies **
118 T	T(24)	28	0	28	0%	0	0	0	565	0	565	28	24	4	0.71%	544	20	54%	0	0	100%	39%	4%	0%	6	0	
118 U	T(24)	48	0	48	0%	1	6	-5	1022	0	1022	121	330	-209	-16.98%	1,055	21	52%	12	245	85%	21%	2%	6%	10	0	
118 R		69	1	70	100%	3	3	0	1322	13	1335	235	149	86	6.89%	1,263	19	63%	15	21	90%	46%	4%	10%	17	5	
118 K	T(24)	24	0	24	0%	2	0	2	599	0	599	86	17	69	13.02%	520	25	17%	0	0	71%	46%	0%	0%	6	0	
118 E	T(24)	41	0	41	0%	0	3	-3	893	0	893	37	95	-58	-6.10%	873	22	54%	23	1	80%	39%	2%	7%	10	5	
118 Y	T(9)	53	0	53	0%	0	0	0	1243	0	1243	63	54	9	0.73%	1,230	23	34%	0	0	92%	30%	0%	2%	12	6	
		263	1	264	100%	6	12	-6	5644	13	5657	570	669	-99	-1.72%	5,485	22	48%	15	267	88%	36%	2%	5%	61	16	




District Health Assessment for District 113 through January 2026

		Clubs							Membership							Member Strength		Cancellation		Reports			Finance	Leadership			
District Name	Status/ Number of Months in Status *	Active Clubs	Clubs in Status Quo	Total Clubs	% Status Quo in Financial Suspension	New Clubs	Cancelled Clubs	YTD Net Club Gain/Loss	Current Members In Active Clubs	Current Members In Status Quo Clubs	Current Total Members Count	YTD Add	YTD Drop	YTD NetGrowth (includes Active and Status Quo)	YTD NetGrowth% (includes Active and Status Quo)	Member Count 12 Months Ago	Average Member Count Per Club	% of Clubs with less than 20 members	Average Cancelled Club Age	Members Lost Due to Cancelled Clubs	% of Clubs Reporting Service	% No MMR in 3 Months	% No Officer Report in 12 months	% of Clubs with balance 90+ days	Number of Zone Chairs Recorded	Number of Region Chairs Recorded	District Officers Vacancies **
113	P	23	0	23	0%	0	0	0	867	0	867	18	19	-1	-0.12%	866	38	4%	0	0	96%	30%	0%	17%	4	0	2nd VDG
		23	0	23	0%	0	0	0	867	0	867	18	19	-1	-0.12%	866	38	4%	0	0	96%	30%	0%	17%	4	0	




District Health Assessment for District 119 through January 2026

		Clubs							Membership							Member Strength		Cancellation		Reports			Finance	Leadership			
District Name	Status/ Number of Months in Status *	Active Clubs	Clubs in Status Quo	Total Clubs	% Status Quo in Financial Suspension	New Clubs	Cancelled Clubs	YTD Net Club Gain/Loss	Current Members In Active Clubs	Current Members In Status Quo Clubs	Current Total Members Count	YTD Add	YTD Drop	YTD NetGrowth (includes Active and Status Quo)	YTD NetGrowth% (includes Active and Status Quo)	Member Count 12 Months Ago	Average Member Count Per Club	% of Clubs with less than 20 members	Average Cancelled Club Age	Members Lost Due to Cancelled Clubs	% of Clubs Reporting Service	% No MMR in 3 Months	% No Officer Report in 12 months	% of Clubs with balance 90+ days	Number of Zone Chairs Recorded	Number of Region Chairs Recorded	District Officers Vacancies **
119	T(24)	39	0	39	0%	0	0	0	805	0	805	28	57	-29	-3.48%	829	21	49%	0	0	23%	54%	8%	3%	6	0	
		39	0	39	0%	0	0	0	805	0	805	28	57	-29	-3.48%	829	21	49%	0	0	23%	54%	8%	3%	6	0	




District Health Assessment for District 120 through January 2026

		Clubs							Membership							Member Strength		Cancellation		Reports			Finance	Leadership			
District Name	Status/ Number of Months in Status *	Active Clubs	Clubs in Status Quo	Total Clubs	% Status Quo in Financial Suspension	New Clubs	Cancelled Clubs	YTD Net Club Gain/ Loss	Current Members In Active Clubs	Current Members In Status Quo Clubs	Current Total Members Count	YTD Add	YTD Drop	YTD NetGrowth (includes Active and Status Quo)	YTD NetGrowth% (includes Active and Status Quo)	Member Count 12 Months Ago	Average Member Count Per Club	% of Clubs with less than 20 members	Average Cancelled Club Age	Members Lost Due to Cancelled Clubs	% of Clubs Reporting Service	% No MMR in 3 Months	% No Officer Report in 12 months	% of Clubs with balance 90+ days	Number of Zone Chairs Recorded	Number of Region Chairs Recorded	District Officers Vacancies **
120	T(24)	55	0	55	0%	0	2	-2	1012	0	1012	34	38	-4	-0.39%	1,056	18	51%	32	0	15%	49%	0%	5%	0	0	
		55	0	55	0%	0	2	-2	1012	0	1012	34	38	-4	-0.39%	1,056	18	51%	32	0	15%	49%	0%	5%	0	0	




District Health Assessment for District 121 through January 2026

		Clubs							Membership							Member Strength		Cancellation		Reports			Finance	Leadership			
District Name	Status/ Number of Months in Status *	Active Clubs	Clubs in Status Quo	Total Clubs	% Status Quo in Financial Suspension	New Clubs	Cancelled Clubs	YTD Net Club Gain/Loss	Current Members In Active Clubs	Current Members In Status Quo Clubs	Current Total Members Count	YTD Add	YTD Drop	YTD NetGrowth (includes Active and Status Quo)	YTD NetGrowth% (includes Active and Status Quo)	Member Count 12 Months Ago	Average Member Count Per Club	% of Clubs with less than 20 members	Average Cancelled Club Age	Members Lost Due to Cancelled Clubs	% of Clubs Reporting Service	% No MMR in 3 Months	% No Officer Report in 12 months	% of Clubs with balance 90+ days	Number of Zone Chairs Recorded	Number of Region Chairs Recorded	District Officers Vacancies **
121	T(24)	47	0	47	0%	0	0	0	935	0	935	32	26	6	0.65%	913	20	55%	0	0	23%	64%	0%	0%	8	0	
		47	0	47	0%	0	0	0	935	0	935	32	26	6	0.65%	913	20	55%	0	0	23%	64%	0%	0%	8	0	




District Health Assessment for District 122 through January 2026

		Clubs							Membership							Member Strength		Cancellation		Reports			Finance	Leadership			
District Name	Status/ Number of Months in Status *	Active Clubs	Clubs in Status Quo	Total Clubs	% Status Quo in Financial Suspension	New Clubs	Cancelled Clubs	YTD Net Club Gain/ Loss	Current Members In Active Clubs	Current Members In Status Quo Clubs	Current Total Members Count	YTD Add	YTD Drop	YTD NetGrowth (includes Active and Status Quo)	YTD NetGrowth% (includes Active and Status Quo)	Member Count 12 Months Ago	Average Member Count Per Club	% of Clubs with less than 20 members	Average Cancelled Club Age	Members Lost Due to Cancelled Clubs	% of Clubs Reporting Service	% No MMR in 3 Months	% No Officer Report in 12 months	% of Clubs with balance 90+ days	Number of Zone Chairs Recorded	Number of Region Chairs Recorded	District Officers Vacancies **
122	P	34	0	34	0%	0	0	0	613	0	613	13	24	-11	-1.76%	638	18	56%	0	0	12%	65%	3%	0%	0	0	GLT
		34	0	34	0%	0	0	0	613	0	613	13	24	-11	-1.76%	638	18	56%	0	0	12%	65%	3%	0%	0	0	






District Health Assessment for District 123 through January 2026

		Clubs							Membership							Member Strength		Cancellation		Reports			Finance	Leadership			
District Name	Status/ Number of Months in Status *	Active Clubs	Clubs in Status Quo	Total Clubs	% Status Quo in Financial Suspension	New Clubs	Cancelled Clubs	YTD Net Club Gain/Loss	Current Members In Active Clubs	Current Members In Status Quo Clubs	Current Total Members Count	YTD Add	YTD Drop	YTD NetGrowth (includes Active and Status Quo)	YTD NetGrowth% (includes Active and Status Quo)	Member Count 12 Months Ago	Average Member Count Per Club	% of Clubs with less than 20 members	Average Cancelled Club Age	Members Lost Due to Cancelled Clubs	% of Clubs Reporting Service	% No MMR in 3 Months	% No Officer Report in 12 months	% of Clubs with balance 90+ days	Number of Zone Chairs Recorded	Number of Region Chairs Recorded	District Officers Vacancies **
123	P	0	18	18	0%	0	0	0	0	170	170	0	0	0	0.00%	170	0	94%	0	0	0%	100%	100%	78%	3	0	
		0	18	18	0%	0	0	0	0	170	170	0	0	0	0.00%	170	0	94%	0	0	0%	100%	100%	78%	3	0	




District Health Assessment for District 124 through January 2026

<div></div> <div>Status/ District Name</div> <div>Number of Months in Status *</div>		Clubs							Membership							Member Strength		Cancellation		Reports			Finance	Leadership			
		Active Clubs	Clubs in Status Quo	Total Clubs	% Status Quo Clubs in Financial Suspension	New Clubs	Cancelled Clubs	YTD Net Club Gain/ Loss	Current Members In Active Clubs	Current Members In Status Quo Clubs	Current Total Members Count	YTD Add	YTD Drop	YTD NetGrowth (includes Active and Status Quo)	YTD NetGrowth% (includes Active and Status Quo)	Member Count 12 Months Ago	Average Member Count Per Club	% of Clubs with less than 20 members	Average Cancelled Club Age	Members Lost Due to Cancelled Clubs	% of Clubs Reporting Service	% No MMR in 3 Months	% No Officer Report in 12 months	% of Clubs with balance 90+ days	Number of Zone Chairs Recorded	Number of Region Chairs Recorded	District Officers Vacancies **
124		81	0	81	0%	2	7	-5	1694	0	1694	183	256	-73	-4.13%	1,662	21	51%	4	119	58%	41%	4%	9%	18	7	
		81	0	81	0%	2	7	-5	1694	0	1694	183	256	-73	-4.13%	1,662	21	51%	4	119	58%	41%	4%	9%	18	7	




District Health Assessment for District 126 through January 2026

		Clubs							Membership							Member Strength		Cancellation		Reports			Finance	Leadership			
District Name	Status/ Number of Months in Status *	Active Clubs	Clubs in Status Quo	Total Clubs	% Status Quo in Financial Suspension	New Clubs	Cancelled Clubs	YTD Net Club Gain/Loss	Current Members In Active Clubs	Current Members In Status Quo Clubs	Current Total Members Count	YTD Add	YTD Drop	YTD NetGrowth (includes Active and Status Quo)	YTD NetGrowth% (includes Active and Status Quo)	Member Count 12 Months Ago	Average Member Count Per Club	% of Clubs with less than 20 members	Average Cancelled Club Age	Members Lost Due to Cancelled Clubs	% of Clubs Reporting Service	% No MMR in 3 Months	% No Officer Report in 12 months	% of Clubs with balance 90+ days	Number of Zone Chairs Recorded	Number of Region Chairs Recorded	District Officers Vacancies **
126	T(24)	56	0	56	0%	0	1	-1	1104	0	1104	31	49	-18	-1.60%	1,134	20	45%	25	0	75%	39%	0%	5%	14	4	
		56	0	56	0%	0	1	-1	1104	0	1104	31	49	-18	-1.60%	1,134	20	45%	25	0	75%	39%	0%	5%	14	4	




District Health Assessment for District 128 through January 2026

		Clubs							Membership							Member Strength		Cancellation		Reports			Finance	Leadership			
District Name	Status/ Number of Months in Status *	Active Clubs	Clubs in Status Quo	Total Clubs	% Status Quo in Financial Suspension	New Clubs	Cancelled Clubs	YTD Net Club Gain/Loss	Current Members In Active Clubs	Current Members In Status Quo Clubs	Current Total Members Count	YTD Add	YTD Drop	YTD NetGrowth (includes Active and Status Quo)	YTD NetGrowth% (includes Active and Status Quo)	Member Count 12 Months Ago	Average Member Count Per Club	% of Clubs with less than 20 members	Average Cancelled Club Age	Members Lost Due to Cancelled Clubs	% of Clubs Reporting Service	% No MMR in 3 Months	% No Officer Report in 12 months	% of Clubs with balance 90+ days	Number of Zone Chairs Recorded	Number of Region Chairs Recorded	District Officers Vacancies **
128	P	25	0	25	0%	2	1	1	724	0	724	103	25	78	12.07%	663	29	16%	65	1	68%	48%	0%	20%	0	0	GST
		25	0	25	0%	2	1	1	724	0	724	103	25	78	12.07%	663	29	16%	65	1	68%	48%	0%	20%	0	0	




District Health Assessment for District 129 through January 2026

		Clubs							Membership							Member Strength		Cancellation		Reports			Finance	Leadership			
District Name	Status/ Number of Months in Status *	Active Clubs	Clubs in Status Quo	Total Clubs	% Status Quo Clubs in Financial Suspension	New Clubs	Cancelled Clubs	YTD Net Club Gain/Loss	Current Members In Active Clubs	Current Members In Status Quo Clubs	Current Total Members Count	YTD Add	YTD Drop	YTD NetGrowth (includes Active and Status Quo)	YTD NetGrowth% (includes Active and Status Quo)	Member Count 12 Months Ago	Average Member Count Per Club	% of Clubs with less than 20 members	Average Cancelled Club Age	Members Lost Due to Cancelled Clubs	% of Clubs Reporting Service	% No MMR in 3 Months	% No Officer Report in 12 months	% of Clubs with balance 90+ days	Number of Zone Chairs Recorded	Number of Region Chairs Recorded	District Officers Vacancies **
129		62	0	62	0%	0	0	0	1558	0	1558	51	50	1	0.06%	1,539	25	32%	0	0	66%	53%	0%	8%	10	2	
		62	0	62	0%	0	0	0	1558	0	1558	51	50	1	0.06%	1,539	25	32%	0	0	66%	53%	0%	8%	10	2	




District Health Assessment for District 130 through January 2026

		Clubs							Membership							Member Strength		Cancellation		Reports			Finance	Leadership			
District Name	Status/ Number of Months in Status *	Active Clubs	Clubs in Status Quo	Total Clubs	% Status Quo in Financial Suspension	New Clubs	Cancelled Clubs	YTD Net Club Gain/Loss	Current Members In Active Clubs	Current Members In Status Quo Clubs	Current Total Members Count	YTD Add	YTD Drop	YTD NetGrowth (includes Active and Status Quo)	YTD NetGrowth% (includes Active and Status Quo)	Member Count 12 Months Ago	Average Member Count Per Club	% of Clubs with less than 20 members	Average Cancelled Club Age	Members Lost Due to Cancelled Clubs	% of Clubs Reporting Service	% No MMR in 3 Months	% No Officer Report in 12 months	% of Clubs with balance 90+ days	Number of Zone Chairs Recorded	Number of Region Chairs Recorded	District Officers Vacancies **
130	P	42	0	42	0%	3	0	3	775	0	775	123	39	84	12.16%	715	18	55%	0	0	74%	50%	2%	5%	8	2	
		42	0	42	0%	3	0	3	775	0	775	123	39	84	12.16%	715	18	55%	0	0	74%	50%	2%	5%	8	2	




District Health Assessment for District 131 through January 2026

		Clubs							Membership							Member Strength		Cancellation		Reports			Finance	Leadership			
District Name	Status/ Number of Months in Status *	Active Clubs	Clubs in Status Quo	Total Clubs	% Status Quo in Financial Suspension	New Clubs	Cancelled Clubs	YTD Net Club Gain/ Loss	Current Members In Active Clubs	Current Members In Status Quo Clubs	Current Total Members Count	YTD Add	YTD Drop	YTD NetGrowth (includes Active and Status Quo)	YTD NetGrowth% (includes Active and Status Quo)	Member Count 12 Months Ago	Average Member Count Per Club	% of Clubs with less than 20 members	Average Cancelled Club Age	Members Lost Due to Cancelled Clubs	% of Clubs Reporting Service	% No MMR in 3 Months	% No Officer Report in 12 months	% of Clubs with balance 90+ days	Number of Zone Chairs Recorded	Number of Region Chairs Recorded	District Officers Vacancies **
131	P	37	0	37	0%	0	0	0	745	0	745	32	26	6	0.81%	721	20	49%	0	0	43%	57%	11%	5%	0	0	
		37	0	37	0%	0	0	0	745	0	745	32	26	6	0.81%	721	20	49%	0	0	43%	57%	11%	5%	0	0	




District Health Assessment for District 132 through January 2026

		Clubs							Membership							Member Strength		Cancellation		Reports			Finance	Leadership			
District Name	Status/ Number of Months in Status *	Active Clubs	Clubs in Status Quo	Total Clubs	% Status Quo in Financial Suspension	New Clubs	Cancelled Clubs	YTD Net Club Gain/Loss	Current Members In Active Clubs	Current Members In Status Quo Clubs	Current Total Members Count	YTD Add	YTD Drop	YTD NetGrowth (includes Active and Status Quo)	YTD NetGrowth% (includes Active and Status Quo)	Member Count 12 Months Ago	Average Member Count Per Club	% of Clubs with less than 20 members	Average Cancelled Club Age	Members Lost Due to Cancelled Clubs	% of Clubs Reporting Service	% No MMR in 3 Months	% No Officer Report in 12 months	% of Clubs with balance 90+ days	Number of Zone Chairs Recorded	Number of Region Chairs Recorded	District Officers Vacancies **
132	P	29	0	29	0%	0	0	0	433	0	433	23	50	-27	-5.87%	451	15	79%	0	0	55%	45%	0%	0%	6	3	
		29	0	29	0%	0	0	0	433	0	433	23	50	-27	-5.87%	451	15	79%	0	0	55%	45%	0%	0%	6	3	






District Health Assessment for District 133 through January 2026

		Clubs							Membership							Member Strength		Cancellation		Reports			Finance	Leadership			
District Name	Status/ Number of Months in Status *	Active Clubs	Clubs in Status Quo	Total Clubs	% Status Quo Clubs in Financial Suspension	New Clubs	Cancelled Clubs	YTD Net Club Gain/ Loss	Current Members In Active Clubs	Current Members In Status Quo Clubs	Current Total Members Count	YTD Add	YTD Drop	YTD NetGrowth (includes Active and Status Quo)	YTD NetGrowth% (includes Active and Status Quo)	Member Count 12 Months Ago	Average Member Count Per Club	% of Clubs with less than 20 members	Average Cancelled Club Age	Members Lost Due to Cancelled Clubs	% of Clubs Reporting Service	% No MMR in 3 Months	% No Officer Report in 12 months	% of Clubs with balance 90+ days	Number of Zone Chairs Recorded	Number of Region Chairs Recorded	District Officers Vacancies **
133		81	0	81	0%	0	0	0	1770	0	1770	79	87	-8	-0.45%	1,795	22	54%	0	0	28%	54%	2%	10%	12	0	
		81	0	81	0%	0	0	0	1770	0	1770	79	87	-8	-0.45%	1,795	22	54%	0	0	28%	54%	2%	10%	12	0	



District Health Assessment for District 134 through January 2026

		Clubs							Membership							Member Strength		Cancellation		Reports			Finance	Leadership			
District Name	Status/ Number of Months in Status *	Active Clubs	Clubs in Status Quo	Total Clubs	% Status Quo in Financial Suspension	New Clubs	Cancelled Clubs	YTD Net Club Gain/Loss	Current Members In Active Clubs	Current Members In Status Quo Clubs	Current Total Members Count	YTD Add	YTD Drop	YTD NetGrowth (includes Active and Status Quo)	YTD NetGrowth% (includes Active and Status Quo)	Member Count 12 Months Ago	Average Member Count Per Club	% of Clubs with less than 20 members	Average Cancelled Club Age	Members Lost Due to Cancelled Clubs	% of Clubs Reporting Service	% No MMR in 3 Months	% No Officer Report in 12 months	% of Clubs with balance 90+ days	Number of Zone Chairs Recorded	Number of Region Chairs Recorded	District Officers Vacancies **
134	P	29	3	32	0%	0	7	-7	592	78	670	301	647	-346	-34.06%	915	20	44%	10	168	84%	41%	0%	16%	3	0	
		29	3	32	0%	0	7	-7	592	78	670	301	647	-346	-34.06%	915	23	44%	10	168	84%	41%	0%	16%	3	0	



District Health Assessment for Provisional District 135 through January 2026

Status/ District Name of Months in Status *		Clubs							Membership							Member Strength		Cancellation		Reports			Finance	Leadership			
		Active Clubs	Clubs in Status Quo	Total Clubs	% Status Quo Clubs in Financial Suspension	New Clubs	Cancelled Clubs	YTD Net Club Gain/ Loss	Current Members In Active Clubs	Current Members In Status Quo Clubs	Current Total Members Count	YTD Add	YTD Drop	YTD NetGrowth (includes Active and Status Quo)	YTD NetGrowth% (includes Active and Status Quo)	Member Count 12 Months Ago	Average Member Count Per Club	% of Clubs with less than 20 members	Average Cancelled Club Age	Members Lost Due to Cancelled Clubs	% of Clubs Reporting Service	% No MMR in 3 Months	% No Officer Report in 12 months	% of Clubs with balance 90+ days	Number of Zone Chairs Recorded	Number of Region Chairs Recorded	District Officers Vacancies **
Provisional #35		25	0	25	0%	4	0	4	589	0	589	121	15	106	21.95%	473	24	20%	0	0	68%	20%	0%	12%	5	1	GLT
		25	0	25	0%	4	0	4	589	0	589	121	15	106	21.95%	473	24	20%	0	0	68%	20%	0%	12%	5	1	



District Health Assessment for Ident 5787 - MALTA - UND through January 2026

Status/ District Name of Months in Status *		Clubs							Membership							Member Strength		Cancellation		Reports			Finance	Leadership			
		Active Clubs	Clubs in Status Quo	Total Clubs	% Status Quo in Financial Suspension	New Clubs	Cancelled Clubs	YTD Net Club Gain/ Loss	Current Members In Active Clubs	Current Members In Status Quo Clubs	Current Total Members Count	YTD Add	YTD Drop	YTD NetGrowth (includes Active and Status Quo)	YTD NetGrowth% (includes Active and Status Quo)	Member Count 12 Months Ago	Average Member Count Per Club	% of Clubs with less than 20 members	Average Cancelled Club Age	Members Lost Due to Cancelled Clubs	% of Clubs Reporting Service	% No MMR in 3 Months	% No Officer Report in 12 months	% of Clubs with balance 90+ days	Number of Zone Chairs Recorded	Number of Region Chairs Recorded	District Officers Vacancies **
Ident 5787 - MALTA		3	0	3	0%	0	0	0	105	0	105	9	11	-2	-1.87%	109	35	33%	0	0	0%	100%	33%	33%	0	0	
		3	0	3	0%	0	0	0	105	0	105	9	11	-2	-1.87%	109	35	33%	0	0	0%	100%	33%	33%	0	0	



District Health Assessment for Ident 5795 - PRINCIPAT D'ANDORRA - UND through January 2026

Status/ District Name Number of Months in Status *		Clubs							Membership							Member Strength		Cancellation		Reports			Finance	Leadership			
		Active Clubs	Clubs in Status Quo	Total Clubs	% Status Quo Clubs in Financial Suspension	New Clubs	Cancelled Clubs	YTD Net Club Gain/Loss	Current Members In Active Clubs	Current Members In Status Quo Clubs	Current Total Members Count	YTD Add	YTD Drop	YTD NetGrowth (includes Active and Status Quo)	YTD NetGrowth% (includes Active and Status Quo)	Member Count 12 Months Ago	Average Member Count Per Club	% of Clubs with less than 20 members	Average Cancelled Club Age	Members Lost Due to Cancelled Clubs	% of Clubs Reporting Service	% No MMR in 3 Months	% No Officer Report in 12 months	% of Clubs with balance 90+ days	Number of Zone Chairs Recorded	Number of Region Chairs Recorded	District Officers Vacancies **
Ident 5795 - PRINCIPAT D'ANDORRA		1	0	1	0%	0	0	0	31	0	31	0	0	0	0.00%	31	31	0%	0	0	0%	100%	0%	0%	0	0	0
		1	0	1	0%	0	0	0	31	0	31	0	0	0	0.00%	31	31	0%	0	0	0%	100%	0%	0%	0	0	0



District Health Assessment for Ident 5811 - BOSNIA & HERZEGOVINA - UND through January 2026

Status/ District Name of Months in Status *		Clubs							Membership							Member Strength		Cancellation		Reports			Finance	Leadership			
		Active Clubs	Clubs in Status Quo	Total Clubs	% Status Quo in Financial Suspension	New Clubs	Cancelled Clubs	YTD Net Club Gain/ Loss	Current Members In Active Clubs	Current Members In Status Quo Clubs	Current Total Members Count	YTD Add	YTD Drop	YTD NetGrowth (includes Active and Status Quo)	YTD NetGrowth% (includes Active and Status Quo)	Member Count 12 Months Ago	Average Member Count Per Club	% of Clubs with less than 20 members	Average Cancelled Club Age	Members Lost Due to Cancelled Clubs	% of Clubs Reporting Service	% No MMR in 3 Months	% No Officer Report in 12 months	% of Clubs with balance 90+ days	Number of Zone Chairs Recorded	Number of Region Chairs Recorded	District Officers Vacancies **
Ident 5811 - BOSNIA & HERZEGOVINA		4	0	4	0%	0	0	0	66	0	66	12	11	1	1.54%	70	17	75%	0	0	50%	0%	0%	0%	0	0	
		4	0	4	0%	0	0	0	66	0	66	12	11	1	1.54%	70	17	75%	0	0	50%	0%	0%	0%	0	0	



District Health Assessment for Ident 5815 - REPUBLIC OF MONTENEGRO - UND through January 2026

Status/ District Name Number of Months in Status *		Clubs							Membership							Member Strength		Cancellation		Reports			Finance		Leadership		
		Active Clubs	Clubs in Status Quo	Total Clubs	% Status Quo Clubs in Financial Suspension	New Clubs	Cancelled Clubs	YTD Net Club Gain/Loss	Current Members In Active Clubs	Current Members In Status Quo Clubs	Current Total Members Count	YTD Add	YTD Drop	YTD NetGrowth (includes Active and Status Quo)	YTD NetGrowth% (includes Active and Status Quo)	Member Count 12 Months Ago	Average Member Count Per Club	% of Clubs with less than 20 members	Average Cancelled Club Age	Members Lost Due to Cancelled Clubs	% of Clubs Reporting Service	% No MMR in 3 Months	% No Officer Report in 12 months	% of Clubs with balance 90+ days	Number of Zone Chairs Recorded	Number of Region Chairs Recorded	District Officers Vacancies **
Ident 5815 - REPUBLIC OF MONTENEGRO		2	0	2	0%	0	0	0	42	0	42	2	1	1	2.44%	44	21	0%	0	0	0%	100%	0%	0%	0	0	
		2	0	2	0%	0	0	0	42	0	42	2	1	1	2.44%	44	21	0%	0	0	0%	100%	0%	0%	0	0	




District Health Assessment for Ident 5823 - REP OF TAJIKISTAN - UND through January 2026

Status/ District Name Number of Months in Status *		Clubs							Membership							Member Strength		Cancellation		Reports			Finance	Leadership			
		Active Clubs	Clubs in Status Quo	Total Clubs	% Status Quo Clubs in Financial Suspension	New Clubs	Cancelled Clubs	YTD Net Club Gain/Loss	Current Members In Active Clubs	Current Members In Status Quo Clubs	Current Total Members Count	YTD Add	YTD Drop	YTD NetGrowth (includes Active and Status Quo)	YTD NetGrowth% (includes Active and Status Quo)	Member Count 12 Months Ago	Average Member Count Per Club	% of Clubs with less than 20 members	Average Cancelled Club Age	Members Lost Due to Cancelled Clubs	% of Clubs Reporting Service	% No MMR in 3 Months	% No Officer Report in 12 months	% of Clubs with balance 90+ days	Number of Zone Chairs Recorded	Number of Region Chairs Recorded	District Officers Vacancies **
Ident 5823 - REP OF TAJIKISTAN		1	0	1	0%	0	0	0	20	0	20	0	0	0	0.00%	20	20	0%	0	0	100%	100%	0%	0%	0	0	
		1	0	1	0%	0	0	0	20	0	20	0	0	0	0.00%	20	20	0%	0	0	100%	100%	0%	0%	0	0	






District Health Assessment for Ident 5827 - REP OF GEORGIA - UND through January 2026

		Clubs							Membership							Member Strength		Cancellation		Reports			Finance		Leadership		
District Name	Status/ Number of Months in Status *	Active Clubs	Clubs in Status Quo	Total Clubs	% Status Quo Clubs in Financial Suspension	New Clubs	Cancelled Clubs	YTD Net Club Gain/Loss	Current Members In Active Clubs	Current Members In Status Quo Clubs	Current Total Members Count	YTD Add	YTD Drop	YTD NetGrowth (includes Active and Status Quo)	YTD NetGrowth% (includes Active and Status Quo)	Member Count 12 Months Ago	Average Member Count Per Club	% of Clubs with less than 20 members	Average Cancelled Club Age	Members Lost Due to Cancelled Clubs	% of Clubs Reporting Service	% No MMR in 3 Months	% No Officer Report in 12 months	% of Clubs with balance 90+ days	Number of Zone Chairs Recorded	Number of Region Chairs Recorded	District Officers Vacancies **
Ident 5827 - REP OF GEORGIA		15	0	15	0%	0	0	0	232	0	232	0	0	0	0.00%	234	15	47%	0	0	0%	93%	93%	0%	0	0	
		15	0	15	0%	0	0	0	232	0	232	0	0	0	0.00%	234	15	47%	0	0	0%	93%	93%	0%	0	0	



District Health Assessment for Ident 5835 - ALBANIA - UND through January 2026

		Clubs							Membership							Member Strength		Cancellation		Reports			Finance	Leadership			
District Name	Status/ Number of Months in Status *	Active Clubs	Clubs in Status Quo	Total Clubs	% Status Quo Clubs in Financial Suspension	New Clubs	Cancelled Clubs	YTD Net Club Gain/ Loss	Current Members In Active Clubs	Current Members In Status Quo Clubs	Current Total Members Count	YTD Add	YTD Drop	YTD NetGrowth (includes Active and Status Quo)	YTD NetGrowth% (includes Active and Status Quo)	Member Count 12 Months Ago	Average Member Count Per Club	% of Clubs with less than 20 members	Average Cancelled Club Age	Members Lost Due to Cancelled Clubs	% of Clubs Reporting Service	% No MMR in 3 Months	% No Officer Report in 12 months	% of Clubs with balance 90+ days	Number of Zone Chairs Recorded	Number of Region Chairs Recorded	District Officers Vacancies **
Ident 5835 - ALBANIA		2	0	2	0%	0	0	0	37	0	37	0	0	0	0.00%	37	19	100%	0	0	0%	100%	50%	0%	0	0	
		2	0	2	0%	0	0	0	37	0	37	0	0	0	0.00%	37	19	100%	0	0	0%	100%	50%	0%	0	0	



District Health Assessment for Ident 5839 - BELARUS REP. - UND through January 2026

Status/ District Name of Months in Status *		Clubs							Membership							Member Strength		Cancellation		Reports			Finance		Leadership		
		Active Clubs	Clubs in Status Quo	Total Clubs	% Status Quo Clubs in Financial Suspension	New Clubs	Cancelled Clubs	YTD Net Club Gain/ Loss	Current Members In Active Clubs	Current Members In Status Quo Clubs	Current Total Members Count	YTD Add	YTD Drop	YTD NetGrowth (includes Active and Status Quo)	YTD NetGrowth% (includes Active and Status Quo)	Member Count 12 Months Ago	Average Member Count Per Club	% of Clubs with less than 20 members	Average Cancelled Club Age	Members Lost Due to Cancelled Clubs	% of Clubs Reporting Service	% No MMR in 3 Months	% No Officer Report in 12 months	% of Clubs with balance 90+ days	Number of Zone Chairs Recorded	Number of Region Chairs Recorded	District Officers Vacancies **
Ident 5839 - BELARUS REP.		0	3	3	0%	0	0	0	40	40	0	0	0	0.00%	40	0	100%	0	0	0%	100%	100%	33%	0	0		
		0	3	3	0%	0	0	0	40	40	0	0	0	0.00%	40	0	100%	0	0	0%	100%	100%	33%	0	0		



District Health Assessment for Ident 5851 - REP OF SAN MARINO - UND through January 2026

Status/ District Name		Clubs							Membership							Member Strength		Cancellation		Reports			Finance	Leadership		
		Active Clubs	Clubs in Status Quo	Total Clubs	% Status Quo in Financial Suspension	New Clubs	Cancelled Clubs	YTD Net Club Gain/ Loss	Current Members In Active Clubs	Current Members In Status Quo Clubs	Current Total Members Count	YTD Add	YTD Drop	YTD NetGrowth (includes Active and Status Quo)	YTD NetGrowth% (includes Active and Status Quo)	Member Count 12 Months Ago	Average Member Count Per Club	% of Clubs with less than 20 members	Average Cancelled Club Age	Members Lost Due to Cancelled Clubs	% of Clubs Reporting Service	% No MMR in 3 Months	% No Officer Report in 12 months	% of Clubs with balance 90+ days	Number of Zone Chairs Recorded	Number of Region Chairs Recorded
Ident 5851 - REP OF SAN MARINO		1	0	1	0%	0	0	41	0	41	2	0	2	5.13%	40	41	0%	0	0	0%	100%	0%	0%	0	0	
		1	0	1	0%	0	0	41	0	41	2	0	2	5.13%	40	41	0%	0	0	0%	100%	0%	0%	0	0	



District Health Assessment for Ident 5863 - REP OF MOLDOVA - UND through January 2026

Status/ District Name of Months in Status *		Clubs							Membership							Member Strength		Cancellation		Reports			Finance	Leadership			
		Active Clubs	Clubs in Status Quo	Total Clubs	% Status Quo in Financial Suspension	New Clubs	Cancelled Clubs	YTD Net Club Gain/ Loss	Current Members In Active Clubs	Current Members In Status Quo Clubs	Current Total Members Count	YTD Add	YTD Drop	YTD NetGrowth (includes Active and Status Quo)	YTD NetGrowth% (includes Active and Status Quo)	Member Count 12 Months Ago	Average Member Count Per Club	% of Clubs with less than 20 members	Average Cancelled Club Age	Members Lost Due to Cancelled Clubs	% of Clubs Reporting Service	% No MMR in 3 Months	% No Officer Report in 12 months	% of Clubs with balance 90+ days	Number of Zone Chairs Recorded	Number of Region Chairs Recorded	District Officers Vacancies **
Ident 5863 - REP OF MOLDOVA		6	0	6	0%	0	1	-1	76	0	76	8	34	-26	-25.49%	132	13	100%	2	16	0%	50%	0%	17%	0	0	
		6	0	6	0%	0	1	-1	76	0	76	8	34	-26	-25.49%	132	13	100%	2	16	0%	50%	0%	17%	0	0	



District Health Assessment for Ident 5867 - PRIN OF MONACO - UND through January 2026

Status/ District Name of Months in Status *		Clubs							Membership							Member Strength		Cancellation		Reports			Finance		Leadership		
		Active Clubs	Clubs in Status Quo	Total Clubs	% Status Quo in Financial Suspension	New Clubs	Cancelled Clubs	YTD Net Club Gain/ Loss	Current Members In Active Clubs	Current Members In Status Quo Clubs	Current Total Members Count	YTD Add	YTD Drop	YTD NetGrowth (includes Active and Status Quo)	YTD NetGrowth% (includes Active and Status Quo)	Member Count 12 Months Ago	Average Member Count Per Club	% of Clubs with less than 20 members	Average Cancelled Club Age	Members Lost Due to Cancelled Clubs	% of Clubs Reporting Service	% No MMR in 3 Months	% No Officer Report in 12 months	% of Clubs with balance 90+ days	Number of Zone Chairs Recorded	Number of Region Chairs Recorded	District Officers Vacancies **
Ident 5867 - PRIN OF MONACO		1	0	1	0%	0	0	0	35	0	35	4	3	1	2.94%	30	35	0%	0	0	0%	0%	0%	0%	0	0	
		1	0	1	0%	0	0	0	35	0	35	4	3	1	2.94%	30	35	0%	0	0	0%	0%	0%	0%	0	0	



District Health Assessment for Ident 5875 - GIBRALTAR - UND through January 2026

Status/ District Name Number of Months in Status *		Clubs							Membership							Member Strength		Cancellation		Reports			Finance	Leadership		
		Active Clubs	Clubs in Status Quo	Total Clubs	% Status Quo Clubs in Financial Suspension	New Clubs	Cancelled Clubs	YTD Net Club Gain/Loss	Current Members In Active Clubs	Current Members In Status Quo Clubs	Current Total Members Count	YTD Add	YTD Drop	YTD NetGrowth (includes Active and Status Quo)	YTD NetGrowth% (includes Active and Status Quo)	Member Count 12 Months Ago	Average Member Count Per Club	% of Clubs with less than 20 members	Average Cancelled Club Age	Members Lost Due to Cancelled Clubs	% of Clubs Reporting Service	% No MMR in 3 Months	% No Officer Report in 12 months	% of Clubs with balance 90+ days	Number of Zone Chairs Recorded	Number of Region Chairs Recorded
Ident 5875 - GIBRALTAR		1	0	1	0%	0	0	16	0	16	2	0	2	14.29%	16	16	100%	0	0	100%	100%	0%	0%	0	0	
		1	0	1	0%	0	0	16	0	16	2	0	2	14.29%	16	16	100%	0	0	100%	100%	0%	0%	0	0	



District Health Assessment for Ident 5891 - REP OF LATVIA - UND through January 2026

Status/ District Name of Months in Status *		Clubs							Membership							Member Strength		Cancellation		Reports			Finance		Leadership		
		Active Clubs	Clubs in Status Quo	Total Clubs	% Status Quo in Financial Suspension	New Clubs	Cancelled Clubs	YTD Net Club Gain/ Loss	Current Members In Active Clubs	Current Members In Status Quo Clubs	Current Total Members Count	YTD Add	YTD Drop	YTD NetGrowth (includes Active and Status Quo)	YTD NetGrowth% (includes Active and Status Quo)	Member Count 12 Months Ago	Average Member Count Per Club	% of Clubs with less than 20 members	Average Cancelled Club Age	Members Lost Due to Cancelled Clubs	% of Clubs Reporting Service	% No MMR in 3 Months	% No Officer Report in 12 months	% of Clubs with balance 90+ days	Number of Zone Chairs Recorded	Number of Region Chairs Recorded	District Officers Vacancies **
Ident 5891 - REP OF LATVIA		2	0	2	0%	0	1	-1	15	0	15	0	6	-6	-28.57%	21	8	100%	7	6	0%	100%	0%	0%	0	0	
		2	0	2	0%	0	1	-1	15	0	15	0	6	-6	-28.57%	21	8	100%	7	6	0%	100%	0%	0%	0	0	






District Health Assessment for Ident 5911 - REPUBLIC OF KOSOVO - UND through January 2026

Status/ District Name of Months in Status *		Clubs							Membership							Member Strength		Cancellation		Reports			Finance	Leadership			
		Active Clubs	Clubs in Status Quo	Total Clubs	% Status Quo in Financial Suspension	New Clubs	Cancelled Clubs	YTD Net Club Gain/ Loss	Current Members In Active Clubs	Current Members In Status Quo Clubs	Current Total Members Count	YTD Add	YTD Drop	YTD NetGrowth (includes Active and Status Quo)	YTD NetGrowth% (includes Active and Status Quo)	Member Count 12 Months Ago	Average Member Count Per Club	% of Clubs with less than 20 members	Average Cancelled Club Age	Members Lost Due to Cancelled Clubs	% of Clubs Reporting Service	% No MMR in 3 Months	% No Officer Report in 12 months	% of Clubs with balance 90+ days	Number of Zone Chairs Recorded	Number of Region Chairs Recorded	District Officers Vacancies **
Ident 5911 - REPUBLIC OF KOSOVO		5	0	5	0%	0	2	-2	62	0	62	9	62	-53	-46.09%	129	12	80%	3	35	0%	80%	20%	0%	0	0	
		5	0	5	0%	0	2	-2	62	0	62	9	62	-53	-46.09%	129	12	80%	3	35	0%	80%	20%	0%	0	0	




District Health Assessment for Ident 5915 - ARMENIA - UND through January 2026

<div></div> <div>Status/ District Name</div> <div>Number of Months in Status *</div>		Clubs							Membership							Member Strength		Cancellation		Reports			Finance	Leadership			
		Active Clubs	Clubs in Status Quo	Total Clubs	% Status Quo in Financial Suspension	New Clubs	Cancelled Clubs	YTD Net Club Gain/ Loss	Current Members In Active Clubs	Current Members In Status Quo Clubs	Current Total Members Count	YTD Add	YTD Drop	YTD NetGrowth (includes Active and Status Quo)	YTD NetGrowth% (includes Active and Status Quo)	Member Count 12 Months Ago	Average Member Count Per Club	% of Clubs with less than 20 members	Average Cancelled Club Age	Members Lost Due to Cancelled Clubs	% of Clubs Reporting Service	% No MMR in 3 Months	% No Officer Report in 12 months	% of Clubs with balance 90+ days	Number of Zone Chairs Recorded	Number of Region Chairs Recorded	District Officers Vacancies **
Ident 5915 - ARMENIA		2	3	5	0%	0	0	0	16	27	43	0	0	0	0.00%	27	8	100%	0	0	0%	100%	60%	20%	0	0	
		2	3	5	0%	0	0	0	16	27	43	0	0	0	0.00%	27	22	100%	0	0	0%	100%	60%	20%	0	0	



District Health Assessment for Ident 5931 - BULGARIA - UND through January 2026

		Clubs							Membership							Member Strength		Cancellation		Reports			Finance	Leadership			
District Name	Status/ Number of Months in Status *	Active Clubs	Clubs in Status Quo	Total Clubs	% Status Quo Clubs in Financial Suspension	New Clubs	Cancelled Clubs	YTD Net Club Gain/Loss	Current Members In Active Clubs	Current Members In Status Quo Clubs	Current Total Members Count	YTD		YTD NetGrowth (includes Active and Status Quo)	YTD NetGrowth% (includes Active and Status Quo)	Member Count 12 Months Ago	Average Member Count Per Club	% of Clubs with less than 20 members	Average Cancelled Club Age	Members Lost Due to Cancelled Clubs	% of Clubs Reporting Service	% No MMR in 3 Months	% No Officer Report in 12 months	% of Clubs with balance 90+ days	Number of Zone Chairs Recorded	Number of Region Chairs Recorded	District Officers Vacancies **
												YTD Add	YTD Drop														
Ident 5931 - BULGARIA		9	0	9	0%	0	0	0	222	0	222	14	13	1	0.45%	219	25	33%	0	0	33%	56%	0%	0%	0	0	
		9	0	9	0%	0	0	0	222	0	222	14	13	1	0.45%	219	25	33%	0	0	33%	56%	0%	0%	0	0	



District Health Assessment for Ident 5935 - SERBIA - UND through January 2026

Status/ District Name of Months in Status *		Clubs							Membership							Member Strength		Cancellation		Reports			Finance	Leadership			
		Active Clubs	Clubs in Status Quo	Total Clubs	% Status Quo Clubs in Financial Suspension	New Clubs	Cancelled Clubs	YTD Net Club Gain/ Loss	Current Members In Active Clubs	Current Members In Status Quo Clubs	Current Total Members Count	YTD Add	YTD Drop	YTD NetGrowth (includes Active and Status Quo)	YTD NetGrowth% (includes Active and Status Quo)	Member Count 12 Months Ago	Average Member Count Per Club	% of Clubs with less than 20 members	Average Cancelled Club Age	Members Lost Due to Cancelled Clubs	% of Clubs Reporting Service	% No MMR in 3 Months	% No Officer Report in 12 months	% of Clubs with balance 90+ days	Number of Zone Chairs Recorded	Number of Region Chairs Recorded	District Officers Vacancies **
Ident 5935 - SERBIA		4	0	4	0%	0	0	0	48	0	48	1	6	-5	-9.43%	48	12	75%	0	0	25%	75%	0%	0%	0	0	
		4	0	4	0%	0	0	0	48	0	48	1	6	-5	-9.43%	48	12	75%	0	0	25%	75%	0%	0%	0	0	

\* - District Status: P - Provisional, T - Transitional.  
\*\* - District Officers Vacancies: DG - District Governor, 1st VDG - First Vice District Governor, 2nd VDG - Second Vice District Governor.